

# PolarTREC Webinar 2

## Pre-Field Preparations and Activities



4 June 2014

Slides will be shown here

Exit the presentation

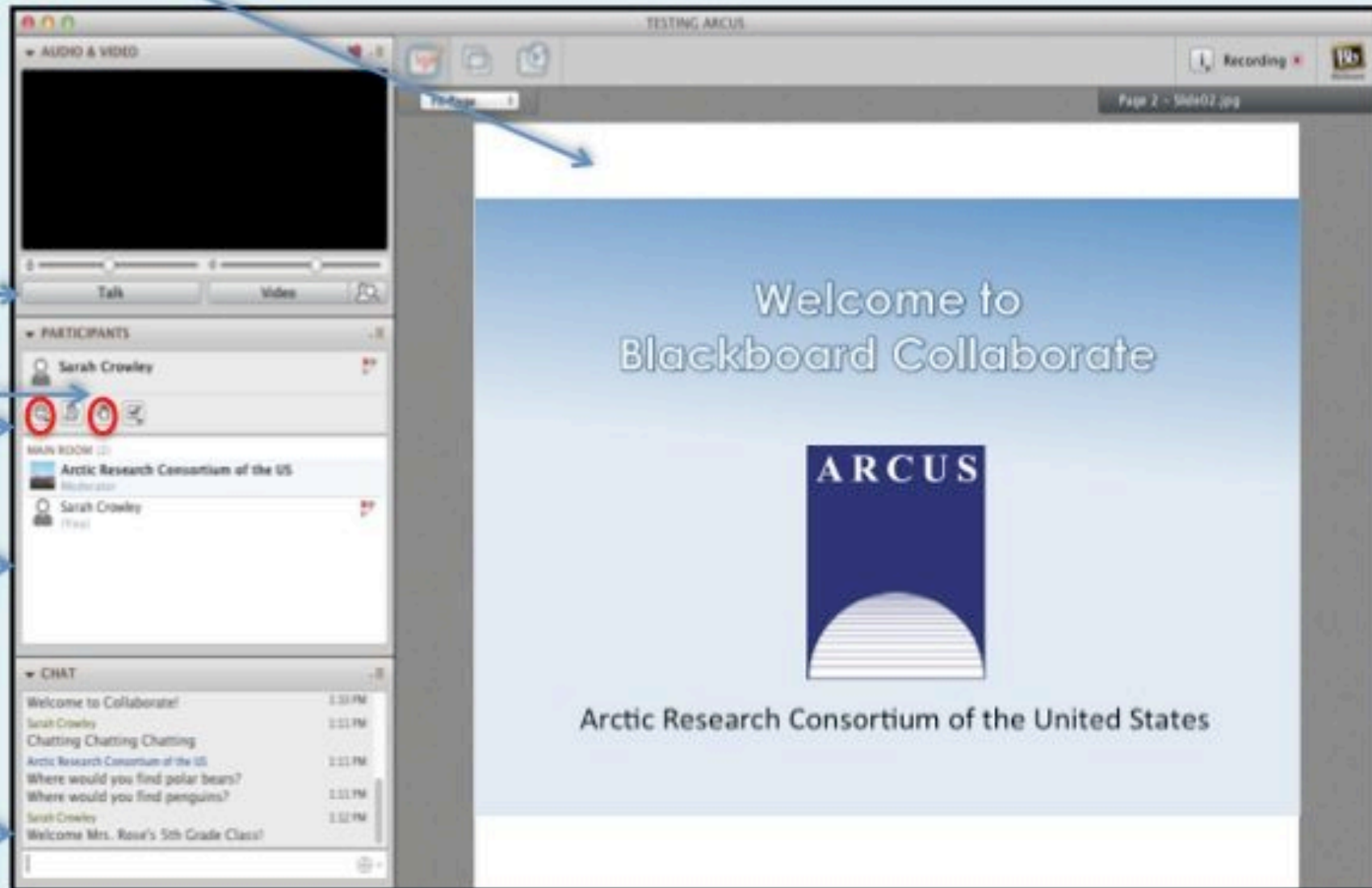
Click to Talk,  
Unclick to finish talking

Raise your hand to ask a question

Share with emoticons

List of all participants

Chat with one person or the entire group



The screenshot shows the Blackboard Collaborate interface. The main window displays a presentation slide titled "Welcome to Blackboard Collaborate" with the ARCUS logo and the text "Arctic Research Consortium of the United States". The left sidebar contains several panels: "AUDIO & VIDEO" with a microphone icon and "Talk" button; "PARTICIPANTS" showing a list of users including Sarah Crowley and Arctic Research Consortium of the US; "MAIN ROOM" with a list of participants; and "CHAT" with a list of messages. A "Recording" indicator is visible in the top right corner. Blue arrows point from the text labels on the left to the corresponding UI elements in the screenshot.

## Please Note:

- Participants using the telephone can mute/unmute by **pressing \*6** on the phone.
- Today's event will be recorded and archived.



The 2014-2015 PolarTREC Team!

# Agenda

- Introduction, Welcome, and Roll Call
- Webinar 2 Goals
- Pre-Field Logistics
- Pre-Field Program Requirements Refresher
- Putting your E&O Plan to Work
- Questions & Answers & Adjourn

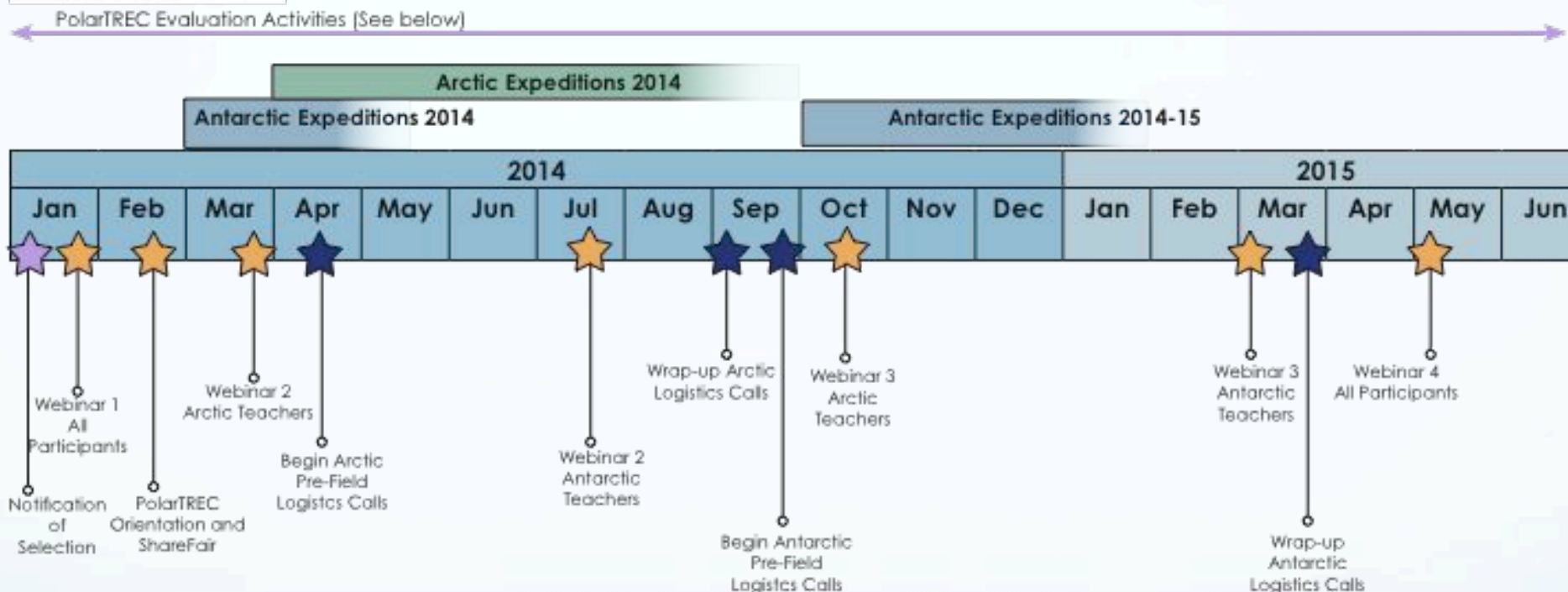
# Goals of Webinar

- To help you focus on the expedition including logistics.
- Sharing ideas of how you might go about engaging your students and the public before, during, and after the expedition.





## 2014-2015 Timeline of Major Program Activities



**★ Evaluation Activities**  
 Angela Larson/Goldstream Group  
 All participating teachers and researchers are asked to contribute to our program evaluation throughout their experience. We aim to understand the PolarTREC program's effect on:

- teacher polar science & content knowledge
- teacher integration of polar science into classrooms
- student understanding and interest in science
- researcher engagement in K-12 education

- ★ Phone Calls, In-Person Meetings, and Webinars
- ★ Note: Additional training webinars may be held for teachers as demand warrants.
- ★ PolarTREC will offer enrichment/professional development opportunities through out the year which may include of webinars, field courses, and presentations at regional and national conferences.

# Who Does What Again?

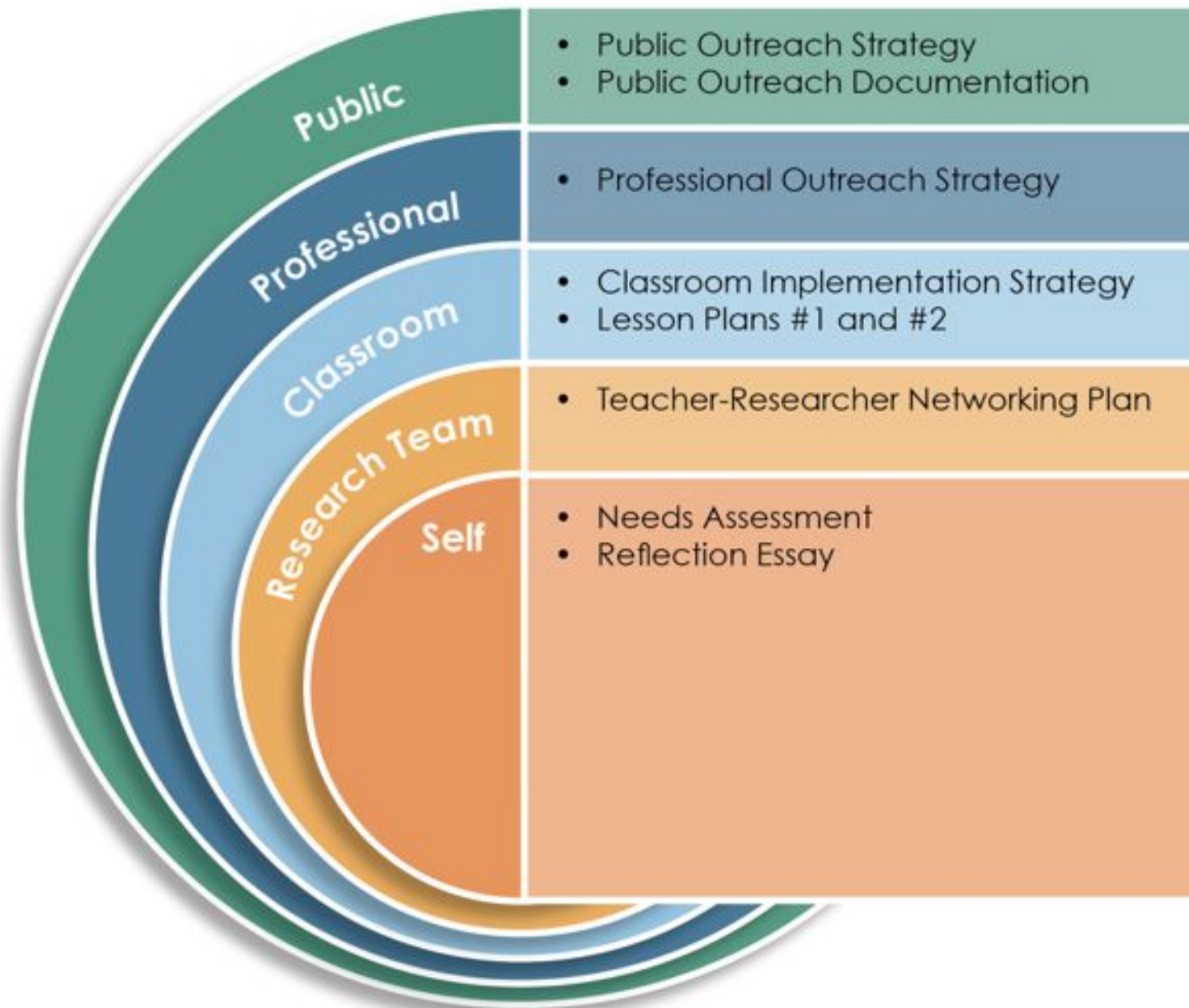
| Who?  | What?  |
|---|--|
| CH2M Hill Polar Services (CPS):<br>Robbie Score | <ul style="list-style-type: none"><li>• Provides logistics for several arctic projects</li><li>• Participates in online webinar orientation sessions regarding logistics and safety</li><li>• Provides clothing and equipment for the duration of deployment and for any outreach activities</li><li>• Provides and arranges travel and deployment support for teachers</li><li>• Ships gear to and from participants prior to and after deployment</li><li>• Conducts out-briefs to provide logistical evaluations</li><li>• Coordinates medical clearance for participants as needed (i.e. Greenland)</li><li>• Provides user day fees when applicable</li></ul> |
| ARCUS   | Reimburses your school for substitute. Reimburses you for medical expenses not covered by insurance, lodging not covered by CPS, travel insurances. Also, will provide travel advance  |
| Researchers                                     | Shouldn't be paying for anything!  |
| Teachers  | Complete any necessary paperwork and send in invoices.   |

# Pre-Field Reminders

1. Nearly all logistics are settled for Arctic expeditions. Any unfinished business or questions?
2. If needed, substitute costs will be reimbursed to the school after your expedition is complete.
3. First, CPS will need all your travel receipts – they don't come to ARCUS.
4. ARCUS can issue a travel advance, if needed.
5. We do have ECW kits that you can check out



# Education & Outreach Plan



In Tab 4  
of your  
notebook!

# Why do Education & Outreach Planning?

- Provides a focus to the professional development experience
- Solidifies ideas for sharing experience to with others
- A means to begin collaboration and discussion with the research team
- Provides data for evaluations (NSF, School Administration)
- Documents experience for recognition (for school administration, future expeditions, future funding)



# Putting Your E&O Plan to Work

- News, TV, Radio Media
- Live Events & Phone Calls from the Field
- Generate Weblinks
- Don't forget about adults that will be following
- Maintain an e-mail list with followers pre-field
- Presentations & Connections with community groups



## ARCUS Support Tools for Education and Outreach

- Pre-Field Logistics Calls
- Press Release
- Publications
- Website
- Online Newsroom
- Travel Support
- ECW Kit
- Partner Teachers!



# Teacher Perspective

Each teacher can share:

1. One activity or idea that students are going to be involved in pre & during your expedition.
2. One activity or idea for involving their community taking place before or during your expedition.
3. Tips for success!
4. Ideas for post-expedition education and outreach.


# Russell Hood



# Andre Wille



# Emily Dodson







# Regina Brinker



# Lauren Watel



# Peggy McNeal



# Sian Proctor



# Tina Ciarametaro




# Lisa Seff



# Alumni Perspective

The alumni can share:

1. One activity or idea that their students or school was involved in either before or during your expedition.
2. One activity or idea for involving their community that took place before or during your expedition.
3. Tips for success!





Questions?

